

# MRT 3255

## PRIVILEGE+

HEAVY CAPACITY  
TELESCOPIC HANDLER

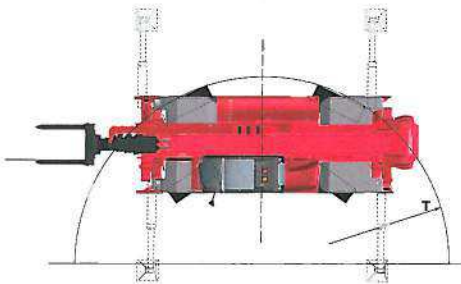
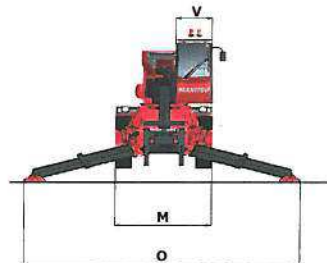
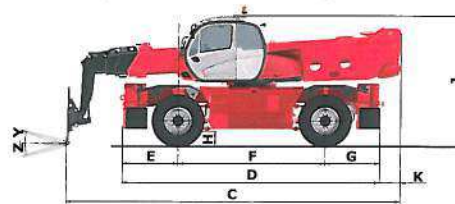
PRELIMINARY

### FEATURES

- » TIER IV-CERTIFIED MERCEDES DIESEL ENGINE
- » DANA CONTINUOUS VARIABLE TRANSMISSION (CVT)
- » STANDARD STABILIZERS (Controlled Separately or Simultaneously)
- » DELUXE CAB WITH HEAT AND A/C
- » ATTACHMENT RECOGNITION SYSTEM (E-RECO)
- » LOAD MONITORING SYSTEM

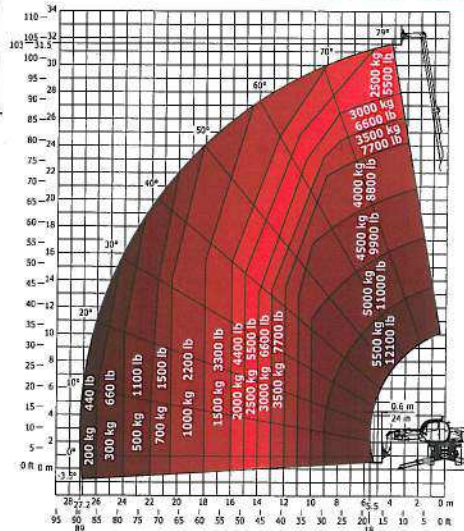


CAPACITIES	Lift Capacity with Forks (kg)	12,100 lbs. (5500)
	Lift Capacity with Winch (kg)	15,800 lbs. (7200)
	Max. Lift Height (m)	103'4" (31.5)
	Capacity at Max. Lift Height (kg)	5,500 lbs. (2500)
	Max. Forward Reach each (m)	89'3" (27.2)
	Capacity at Max. Forward Reach (kg)	440 lbs. (200)
ENGINE	Manufacturer	Mercedes
	Power (kW)	231 hp (170) Tier IV
	Model	OM 934LA
	Maximum Torque (Nm) @ 1600 rpm	664 ft. lbs. (900)
COMPONENTS	Transmission	Continuous Variable Transmission
	Max Travel Speed (km/hr)	25 mph (40)
	Drive	4-Wheel
	Selective Steering	2-Wheel, 4-Wheel, Crab
	Axle Manufacturer	Dana
HYDRAULICS	Total Capacity (L/min)	55.5 gpm (210)
	Load Sensing JSM Control (bar)	5,145 psi (350)
GENERAL SPECIFICATIONS	Approximate Weight (kg)	52,880 lbs. (23,986)
	Length - to Carriage (m)	27'7" (8.41)
	Width (m)	8'3" (2.50)
	Ground Clearance (m)	16" (0.42)
	Turning Radius (m)	16'1" (4.91)
	Overall Height (m)	10'10" (3.30)
	Lateral Frame Leveling	+ / - 8°
Longitudinal Frame Leveling	+ / - 3°	
CAPACITIES	Hydraulic Reservoir Capacity (L)	78.5 gal. (297)
	Fuel Tank Capacity (L)	95.4 gal. (361)
TIRES	Aeolus 17.5-25	

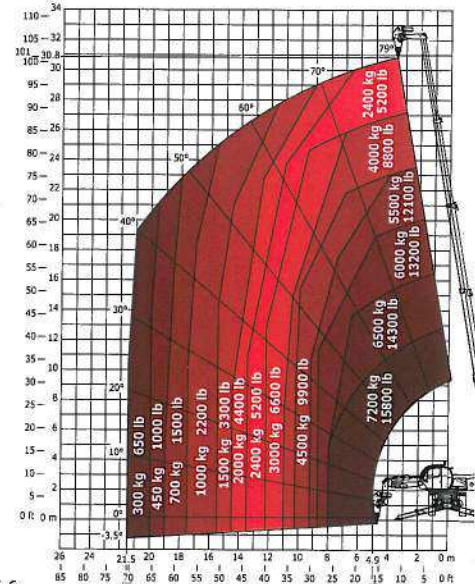


mm	MRT 3255	
C	277" (8412)	K 1'8" (519)
D	217" (6568)	M 8'3" (2500)
E	47.5" (1409)	O 23'3.5" (7100)
F	12'4" (3750)	T 16'1" (4910)
G	47.5" (1409)	V 3'1" (933)
H	16" (420)	Y 12°
J	10'10" (3306)	Z 105°

Rotation on extended Stabilizers with Forks

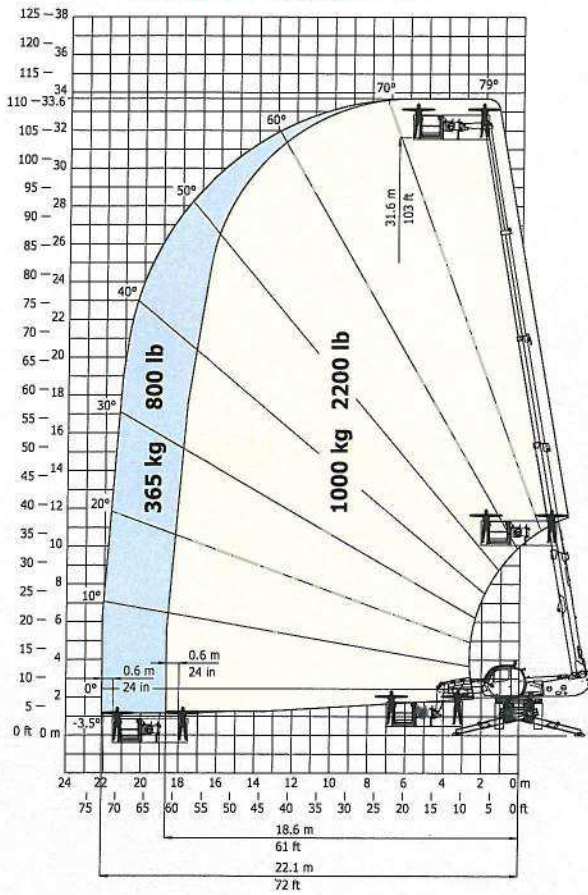


Rotation on extended Stabilizers with Winch

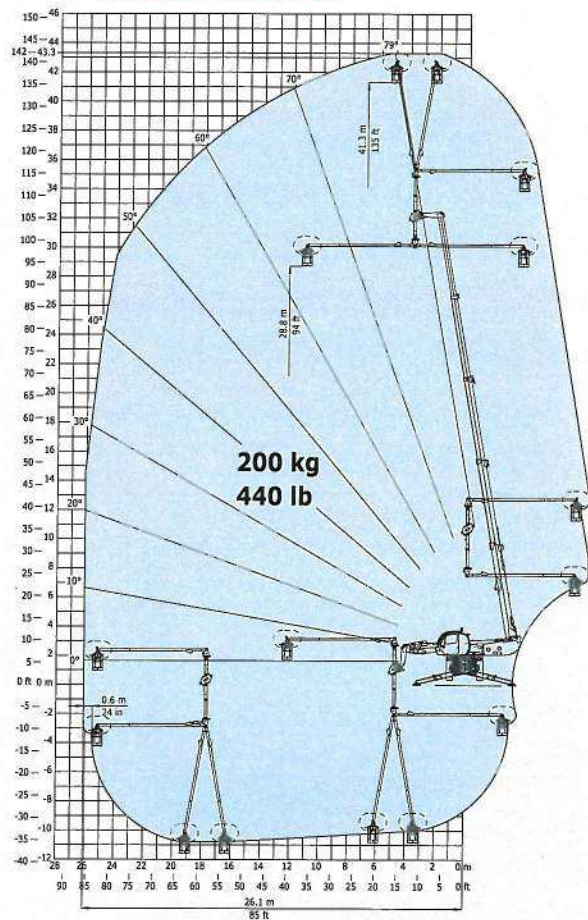


Load charts based on 24 inch (600 mm) load center per B56.6.

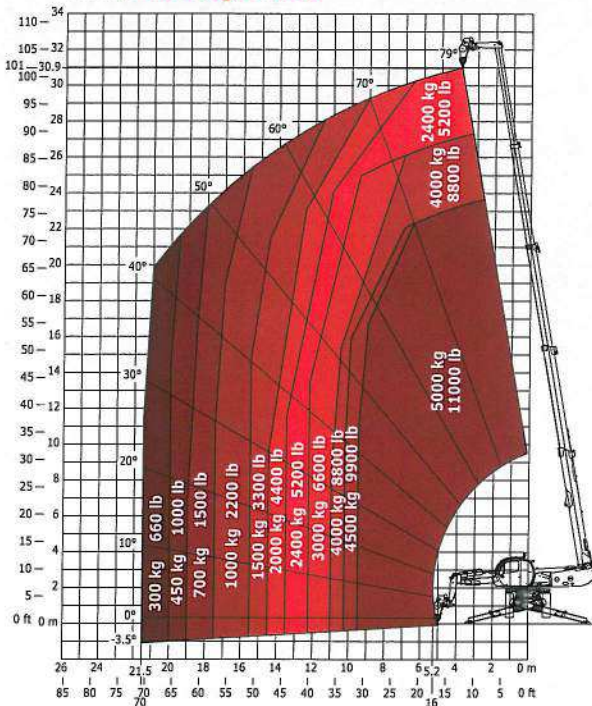
Rotation on extended stabilizers  
with **365/1000 kg platform**



Rotation on extended stabilizers  
**3D positive / négative**



Rotation on extended stabilizers  
with **5000 kg winch**



Rotation on extended stabilizers  
with **1500 kg jib**

